




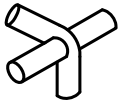






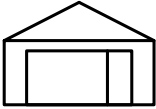

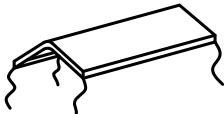



4m PVC End Panels(Pairs) - (PVC-4D)

Box Dimensions = 58cm x 46cm x 21cm

Quantity		Description
	A 	Rafter
	B 	Apex and eave pole
	C 	Leg
		Base plate
		3 way joint
		4 way joint
		Nut and bolt
		Guy lines
		Bolt
		Bungee
		Peg ϕ 6x275mm
		Peg ϕ 4.5x180mm
2		End panel
		Wall panel
		Roof
		Middle leg

