





















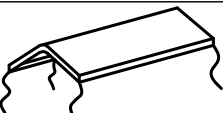



# 6m PVC End Panels(Pairs) - (PVC-6D)

Box Dimensions = 58cm x 46cm x 27cm

Quantity		Description
	A 	Rafter
	B1 	Apex and eave pole
	B2 	Apex and eave pole
	B3 	Apex and eave pole
	C 	Leg
	D1 	Ø37.5
	D2 	Ø37.5
		Base plate
		3 way joint
		4 way joint
		3 way joint
		4 way joint
		Nut and bolt
		Bolt
		Spanner
		Guy lines
		Bolt
		Bungee
		Peg Ø 6x275mm
		Peg Ø 4.5x180mm
2		End panel
		Wall panel
		Roof
		Middle leg

