











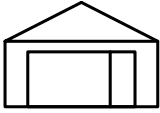
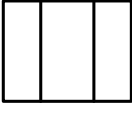
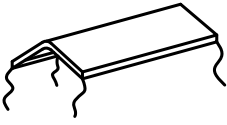



2m PVC Sidewall With Door-(PVC-SWD)

Box Dimensions = 58cm x 46cm x 8cm

Quantity		Description
	A 	Rafter
	B 	Apex and eave pole
	C 	Leg
		Base plate
		3 way joint
		4 way joint
		Nut and bolt
		Guy lines
		Bolt
		Bungee
		Peg \varnothing 6x275mm
		Peg \varnothing 4.5x180mm
		End panel
1		Wall panel
		Roof
		Middle leg

